



Town Belmont
Historic District Commission
 Homer Municipal Building, 2nd Floor
 19 Moore Street
 Belmont, MA 02478

OFFICE USE
Case Number: HDC –

APPLICATION

In accordance with the Historic Districts Act, MGL Ch 40C, and the Town of Belmont General Bylaws, §40-315, the undersigned applies to the Belmont Historic District Commission for a Certificate of:

- Appropriateness Non-Applicability Hardship

1. PRELIMINARY INFORMATION:

Address of Property: 11 Sunnyside Place
 Property Owner's Name: Chris and Julia Yates
 Address: 11 Sunnyside Place
 Email: cmyates007@gmail.com and juliatyates@gmail.com Phone: 919-325-6781

Agent Name: _____
 Address: _____
 Email: _____ Phone: _____

I am the : x Property Owner Agent
 Property is Owned by a Corporation, LLC, or Trust (Submit authorization to sign as owner)
 Property is a Condominium or Cooperative Association (submit authorization to sign as trustee)

If applicable: Architect: _____ Contractor: Rockbridge Construction


2. BRIEF DESCRIPTION OF PROPOSED WORK:

We are writing to ask for permission for replacement windows on our first floor. We added the two new ones in our kitchen (approved earlier this year) and have decided to change the other six on that same floor before the 8% price increase for 2023. The material, brand, and finish is the same as the windows approved; with the exception that the ones in the kitchen are casement windows and the others will be two over two double hung windows to match existing windows. Attached are the specs and pictures of the windows.

3. SIGNATURES:

As Owner, I make the following representations:

- A. I hereby certify that I am the Owner of the Property at: 11 Sunnyside Place
 B. I hereby certify that if an Agent is listed on this Application, this Agent has been authorized to represent this Application before the Belmont Historic District Commission.

Owner:  Date: 11/22/2022

As Applicant/Agent, I make the following representations:

- The information supplied on and in this Application is accurate to the best of my knowledge;
- I will make no changes to the approved plans without prior approval from the Belmont Historic District Commission.

Applicant/Agent: _____ Date: _____

* Incomplete applications and Insufficient documentation will not be accepted. *

Approved March 23, 2017

We are writing to ask for permission for replacement windows on our first floor. We added the two new ones in our kitchen (approved earlier this year) and have decided to change the other six on that same floor before the 8% price increase for 2023. The material, brand, and finish is the same as the windows approved; with the exception that the ones in the kitchen are casement windows and the others will be two over two double hung windows to match existing windows.

Attached are the specs and pictures of the windows.





Contract - Detailed

Sales Rep Name: LaMar, Brandon
Sales Rep Phone: 978-382-7861
Sales Rep Fax:
Sales Rep E-Mail: lamarbt@pellaboston.com

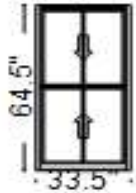
Customer Information	Project/Delivery Address	Order Information
<p> Rockbridge Construction PO Box 876 Hanson, MA 02341-0876 Primary Phone: (781) 953-4215 Mobile Phone: Fax Number: (781) 4473280 E-Mail: rockbridgec@gmail.com Contact Name: Great Plains #: 150159 Customer Number: 1003153892 Customer Account: 1000597578 </p>	<p> 11 Sunnyside Place 316 W Washington St Lot # Hanson, MA 02341-1077 County: Owner Name: Owner Phone: </p>	<p> Quote Name: 11 Sunnyside Place-Wood Ext Order Number: 185 Quote Number: 15930781 Order Type: Non-Installed Sales Wall Depth: Payment Terms: Deposit/C.O.D. Tax Code: MA TAX 6.25 Cust Delivery Date: None Quoted Date: 8/30/2022 Contracted Date: Booked Date: Customer PO #: </p>

Line #	Location:	Attributes
--------	-----------	------------

30 Living

Pella® Reserve, Traditional, Replacement Double Hung, 33.5 X 64.5, Black

Qty
3



PK #
2120

Viewed From Exterior

1: Traditional, Non-Standard Size Non-Standard Size Double Hung, Equal
 Frame Size: 33 1/2 X 64 1/2
 General Information: Standard, Luxury, Clad, Pine, 4 3/4", 3 1/4"
 Exterior Color / Finish: Painted, Standard Enduraclad, Black
 Interior Color / Finish: Primed Interior
 Sash / Panel: Putty Glaze, Ogee, Standard, No Sash Lugs
 Glass: Insulated Dual Low-E Advanced Low-E Insulating Glass Argon Non High Altitude
 Hardware Options: Spoon-Style Lock, Matte Black, WOCD (ASTM F2090), No Limited Opening Hardware, Order Sash Lift, No Integrated Sensor
 Screen: Half Screen, Standard EnduraClad, Black, Standard, InView™
 Performance Information: U-Factor 0.30, SHGC 0.25, VLT 0.47, CPD PEL-N-233-00255-00001, Performance Class CW, PG 50, Calculated Positive DP Rating 50, Calculated Negative DP Rating 50, Year Rated 08|11, Clear Opening Width 30.125, Clear Opening Height 28.187, Clear Opening Area 5.89676, Egress Meets Typical 5.7 sqft (E) (United States Only)
 Grille: ILT, No Custom Grille, 7/8", Traditional (2W1H / 2W1H), Putty Glaze, Ogee
 Wrapping Information: No Exterior Trim, Pella Recommended Clearance, Perimeter Length = 196".

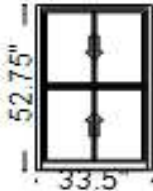
Rough Opening: 34" X 65"

Line #	Location:	Attributes
--------	-----------	------------

19 N/a

Pella® Reserve, Traditional, Replacement Double Hung, 33.5 X 52.75, Black

Qty
1



PK #
2120

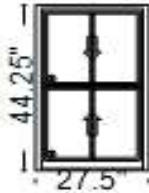
Viewed From Exterior

1: Traditional, Non-Standard Size Non-Standard Size Double Hung, Equal
 Frame Size: 33 1/2 X 52 3/4
 General Information: Standard, Luxury, Clad, Pine, 4 3/4", 3 1/4"
 Exterior Color / Finish: Painted, Standard Enduraclad, Black
 Interior Color / Finish: Primed Interior
 Sash / Panel: Putty Glaze, Ogee, Standard, No Sash Lugs
 Glass: Insulated Dual Low-E Advanced Low-E Insulating Glass Argon Non High Altitude
 Hardware Options: Spoon-Style Lock, Matte Black, WOCD (ASTM F2090), No Limited Opening Hardware, Order Sash Lift, No Integrated Sensor
 Screen: Half Screen, Standard EnduraClad, Black, Standard, InView™
 Performance Information: U-Factor 0.30, SHGC 0.25, VLT 0.47, CPD PEL-N-233-00255-00001, Performance Class CW, PG 50, Calculated Positive DP Rating 50, Calculated Negative DP Rating 50, Year Rated 08|11, Clear Opening Width 30.125, Clear Opening Height 22.312, Clear Opening Area 4.667701, Egress Does not meet typical United States egress, but may comply with local code requirements
 Grille: ILT, No Custom Grille, 7/8", Traditional (2W1H / 2W1H), Putty Glaze, Ogee
 Wrapping Information: No Exterior Trim, Pella Recommended Clearance, Perimeter Length = 173".

Rough Opening: 34" X 53.25"

Line #	Location:	Attributes
--------	-----------	------------

20	Bath	Pella® Reserve, Traditional, Replacement Double Hung, 27.5 X 44.25, Black	<u>Qty</u> 1
----	------	--	-----------------



PK #
2120

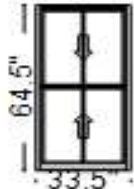
Viewed From Exterior

1: Traditional, Non-Standard Size Double Hung, Equal
Frame Size: 27 1/2 X 44 1/4
General Information: Standard, Luxury, Clad, Pine, 4 3/4", 3 1/4"
Exterior Color / Finish: Painted, Standard Enduraclad, Black
Interior Color / Finish: Primed Interior
Sash / Panel: Putty Glaze, Ogee, Standard, No Sash Lugs
Glass: Insulated Dual Tempered Low-E Advanced Low-E Insulating Glass Argon Non High Altitude
Hardware Options: Spoon-Style Lock, Matte Black, No Window Opening Control Device, No Limited Opening Hardware, Order Sash Lift, No Integrated Sensor
Screen: Half Screen, Standard EnduraClad, Black, Standard, InView™
Performance Information: U-Factor 0.30, SHGC 0.25, VLT 0.47, CPD PEL-N-233-00259-00001, Performance Class CW, PG 50, Calculated Positive DP Rating 50, Calculated Negative DP Rating 50, Year Rated 08|11, Clear Opening Width 24.125, Clear Opening Height 18.062, Clear Opening Area 3.026012, Egress Does not meet typical United States egress, but may comply with local code requirements
Grille: ILT, No Custom Grille, 7/8", Traditional (2W1H / 2W1H), Putty Glaze, Ogee
Wrapping Information: No Exterior Trim, Pella Recommended Clearance, Perimeter Length = 144".

Rough Opening: 28" X 44.75"

Line #	Location:	Attributes
--------	-----------	------------

25	Living	Pella® Reserve, Traditional, Replacement Double Hung, 33.5 X 64.5, Black	<u>Qty</u> 1
----	--------	---	-----------------



PK #
2120

Viewed From Exterior

1: Traditional, Non-Standard Size Non-Standard Size Double Hung, Equal
Frame Size: 33 1/2 X 64 1/2
General Information: Standard, Luxury, Clad, Pine, 4 3/4", 3 1/4"
Exterior Color / Finish: Painted, Standard Enduraclad, Black
Interior Color / Finish: Primed Interior
Sash / Panel: Putty Glaze, Ogee, Standard, No Sash Lugs
Glass: Insulated Dual Low-E Advanced Low-E Insulating Glass Argon Non High Altitude
Hardware Options: Spoon-Style Lock, Matte Black, WOCD (ASTM F2090), No Limited Opening Hardware, Order Sash Lift, No Integrated Sensor
Screen: Half Screen, Standard EnduraClad, Black, Standard, InView™
Performance Information: U-Factor 0.30, SHGC 0.25, VLT 0.47, CPD PEL-N-233-00255-00001, Performance Class CW, PG 50, Calculated Positive DP Rating 50, Calculated Negative DP Rating 50, Year Rated 08|11, Clear Opening Width 30.125, Clear Opening Height 28.187, Clear Opening Area 5.89676, Egress Meets Typical 5.7 sqft (E) (United States Only)
Grille: ILT, No Custom Grille, 7/8", Traditional (2W1H / 2W1H), Putty Glaze, Ogee
Wrapping Information: No Exterior Trim, Pella Recommended Clearance, Perimeter Length = 196".

Rough Opening: 34" X 65"

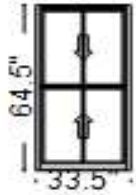
Customer Notes: WOCD Hardware

Line #	Location:	Attributes	Qty
--------	-----------	------------	-----

30 Living

Pella® Reserve, Traditional, Replacement Double Hung, 33.5 X 64.5, Black

Qty
3



PK #
2120

Viewed From Exterior

1: Traditional, Non-Standard Size Non-Standard Size Double Hung, Equal

Frame Size: 33 1/2 X 64 1/2

General Information: Standard, Luxury, Clad, Pine, 4 3/4", 3 1/4"

Exterior Color / Finish: Painted, Standard Enduraclad, Black

Interior Color / Finish: Primed Interior

Sash / Panel: Putty Glaze, Ogee, Standard, No Sash Lugs

Glass: Insulated Dual Low-E Advanced Low-E Insulating Glass Argon Non High Altitude

Hardware Options: Spoon-Style Lock, Matte Black, WOCD (ASTM F2090), No Limited Opening Hardware, Order Sash Lift, No Integrated Sensor

Screen: Half Screen, Standard EnduraClad, Black, Standard, InView™

Performance Information: U-Factor 0.30, SHGC 0.25, VLT 0.47, CPD PEL-N-233-00255-00001, Performance Class CW, PG 50, Calculated Positive DP Rating 50, Calculated Negative DP Rating 50, Year Rated 08|11, Clear Opening Width 30.125, Clear Opening Height 28.187, Clear Opening Area 5.89676, Egress Meets Typical 5.7 sqft (E) (United States Only)

Grille: ILT, No Custom Grille, 7/8", Traditional (2W1H / 2W1H), Putty Glaze, Ogee

Wrapping Information: No Exterior Trim, Pella Recommended Clearance, Perimeter Length = 196".

Rough Opening: 34" X 65"