

# Belmont Middle & High School Project Update

June 2021



# Work Performed – June 2021

## **General**

- Continued start-up, testing and balancing of HVAC systems

## **Exterior**

- Continued Roadway Remediation
- Started Sidewalk and Hardscape Prep
- Removed Trailers and Continued Site Prep for Landscaping
- Substantially completed exterior glass and trim

## **Building A**

- Continued installation of multi-story curtain wall at HS Main Entrance Canopy
- Completed Floor A1
- Completed Floor A2
- Completed Floor A3
- Completed Floor A4
- Started Punch List and Final Cleaning of Area A all Floors

## **Building B**

- Completed Flooring B2 – B4
- Started Resilient Flooring B1 Completed B2 – B4 Door Installation
- Continued Bathroom Finishes
- Continued Ceiling Installation
- Continued Electrical Finishes
- Continued Auditorium Seating (Lower and Balcony)

## **Building B continued**

- Started Atrium Railing System
- Started B1 Large Format Floor Tile
- Completed B1 Wall Tile
- Continued B1 Bathrooms

## **Building C**

- Substantially completed Drywall Installation
- Continued Painting and Wall Finishes
- Continued ACT 6, 12, 14 Installation
- Continued above ceiling punch list and Sign-off
- Started installation of classroom and corridor flooring
- Started installation of corridor tile
- Continued ACT-14 Installation C4, C3, C2 and C1 (Kitchen)
- Continued Kitchen/Servery Finish Installation
- Continue with Pool Finishes

## **Field House**

- **Started Field House Renovation**

# Work Performed – July 2021

## **General**

- Complete start-up, testing and balancing of HVAC systems

## **Exterior**

- Complete Roadway Installation and Remaining Curbing
- Continue Sidewalk and Hardscape Prep
- Remove Trailers and Continue Site Prep for Landscaping
- Punch List Exterior

## **Building A**

- Complete Main Entry Canopy Installation
- A1 – FFE Installation
- A2 – FFE Installation
- A3 – FFE Installation
- A4 – FFE Installation
- Continue Punch List and Final Cleaning of Area A all Floors

## **Building B**

- Complete B4
- Complete B3
- Complete B2
- Start Punch List and Final Cleaning of Area B all Floors
- Continue Auditorium Finishes

## **Building B continued**

- Complete Atrium
- Complete Atrium B1/C1 Tile
- Start Black Box Acoustic Wall Panels
- Start Black Box Flooring
- Get Ready for Punch List on B1

## **Building C**

- Complete C1 Large Format Tile
- Complete C1 Wall Tile
- Complete Painting and Wall Finishes
- Complete Ceiling Installation
- Complete Tile Installation
- Complete Pool Finishes, Start Final Pool Plaster and Tile
- Start and Complete Kitchen and Seryery Installation
- Get Ready for Punch List All Floors of Area C

## **Field House**

- **Continue Field House Renovation**

# Progress Photos

- Installation of retaining wall East of Football/Rugby Field




# Progress Photos

- Installation of retaining wall with geothermal vault tie-in



- Installation of carpet in Media Center



# Progress Photos

- Installation of casework in administration area



- Installation of Armstrong acoustic drywall ceiling (ACT-14)



# Progress Photos

- Area C Café Commons



# Progress Photos


- Middle School Band Room K-13 acoustical spray and lighting





# Progress Photos

- Installation of floor tile in Area C Café Commons




# Progress Photos

- Area A typical office





- Administration break room



# Progress Photos

- Installation of tiered seating structure in Auditorium



# Progress Photos

- Field House renovation – new electrical infrastructure and misc. metals supports for new fitness center on mezzanine

